



PROJECT NAME: _____
 NOTES: _____

CAT. #: _____
 FIXTURE SCHEDULE: _____


Slim Floods (70-140W) | 15-70W and 200-300W are on different data sheet



70/90W
 Yoke Mount & RPC
 (CCT Selectable)



70/90W
 Knuckle & RPC
 (CCT Selectable)



CCT Selectable Button
 for 70/90W models



105W & 140W
 Yoke Mount
 (CCT Selectable)



105W & 140W
 Slipfitter Mount
 (CCT Selectable)

Construction:

- Die cast aluminum housing with corrosion resistant powder coat paint
- Tempered glass lens or UV stabilized polycarbonate lens (see Specification Chart for details)

Controls:

- Photocell or twist lock receptacle with shorting cap included (see Specification Chart for details)

Installation:

- Models available with either a slipfitter knuckle or yoke mount

Listings:

- cULus listed for Wet Locations, Outdoor
- IP65
- 3G rated 60W-140W

Ordering Information (Non DLC VERSIONS)

| FAMILY | WATTAGE | VOLTAGE | BEAM | - | CCT | FINISH | MOUNTING | OPTIONS |
|------------------------|----------------------------------|--------------------|----------------|---|---|--|---|---|
| MSF= Slim Flood | 70= 70W 90= 90W | U= 120-277V | W= Wide | - | CS= CCT Selectable (3000/4000/5000K) | B= Bronze <i>Contact Maxlite for additional finishes</i> | SK= Knuckle Slipfitter Y= Yoke | RPC= 3 pin NEMA Photocell Receptacle with Shorting Cap |

Ordering Information (DLC5.1 VERSIONS)

| FAMILY | WATTAGE | VOLTAGE | BEAM | - | CCT | FINISH | MOUNTING | CONTROLS (INCLUDED STANDARD) |
|--------------------------------|---|--------------------|----------------|---|------------------------------------|--|--|----------------------------------|
| MSF= Maxlite Slim Flood | 105= 105W | U= 120-277V | W= Wide | - | CS= CCT Selectable | B= Bronze <i>Contact Maxlite for additional finishes</i> | K= Knuckle Slipfitter Y= Yoke | PC= 120-277V photocontrol |
| | 105= 105W (Selectable 105/95/85) | | | | WCS= Wattage/CCT Selectable | | | |
| | 140= 140W (Selectable 140/120/100) | | | | WCS= Wattage/CCT Selectable | | | |



5-year standard warranty (further details available at www.maxlite.com/warranties) Product may be eligible for a warranty extension to 10 years, for an additional fee. Contact MaxLite for details.



Slim Floods (70-140W) | 15-70W and 200-300W are on different data sheet

DLC 5.1 Listing

| Order Codes | Model Number | DLC Product ID | DLC Category | Wattage | CCT |
|-------------|------------------|----------------|------------------------------------|---------|-------------------|
| 108584 | MSF105UW-WCSBKPC | S-FCGR1S | Outdoor Luminaires - Architectural | 103.9W | 3000K/4000K/5000K |
| 109118 | MSF105UW-WCSBYPC | S-FCGR1S | | 103.9W | |
| 108583 | MSF105UW-CSBYPC | S-EU1NLQ | | 103.9W | |
| 108586 | MSF140UW-WCSBKPC | S-HBPXTD | | 139.9W | |
| 108585 | MSF140UW-WCSBYPC | S-HBPXTD | | 139.9W | |

Specifications

| | 70W | 90W | 105W** | 140W** |
|------------------------------|--|---------------|----------------|----------------|
| Power Consumption (W) | 70.5 | 90 | 104 (95/85W) | 140 (120/100W) |
| Lumens (lm) | 8,480-9,980 | 11,320-13,180 | 13,250-14,140 | 17,900-19,170 |
| Efficacy (lm/w) | 120-141 | 125-147 | 127-136 | 128-137 |
| CRI | >80 | | >70 | |
| Color Temperature (K) | Selectable 3/4/5K | | | |
| Beam Angle | Wide/7x7/115.5° | | Wide/7x7/112° | |
| Voltage | 120-277V, 50/60Hz | | | |
| Surge Protection | 4KV | | 6KV | |
| Lumen Maintenance (L 70) hrs | >100,000 hours | | | |
| Controls | 3pin twist lock receptacle with shorting cap | | PC | |
| Housing | Die cast aluminum with corrosion resistant powder coat paint | | | |
| Mounting | Choose 2 3/8" OD Knuckle Slipfitter or Yoke | | | |
| Lens | UV Stabilized Polycarbonate | | | |
| Operating Temperature | -40°C (-40°F) - 40°C (104°F) | | | |
| Listings | cULus, FCC, ANSI 3G vibration | | | |
| DLC | Not DLC listed | | DLC5.1 Premium | |
| Environment | cULus wet locations, IP65 | | | |
| Warranty | 5 Years | | | |

** Wattage Selectable, highest wattage DLC listed See wattage selectable chart for lower wattage lumens.



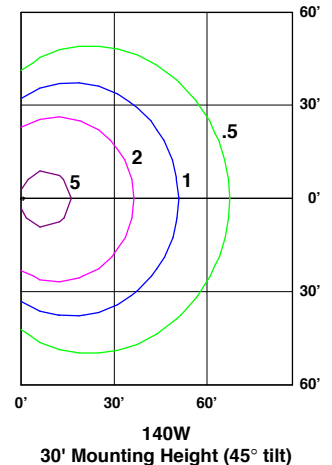
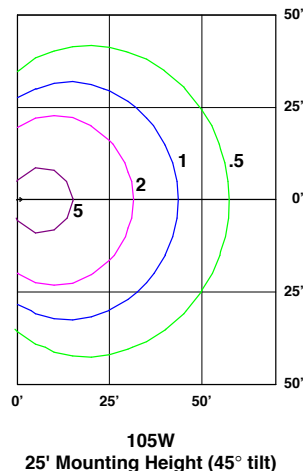
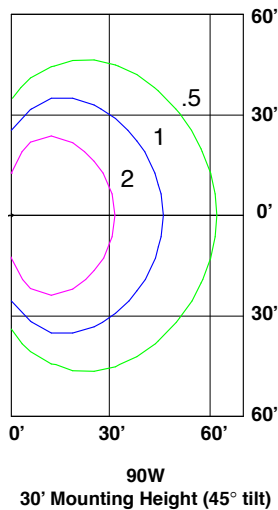
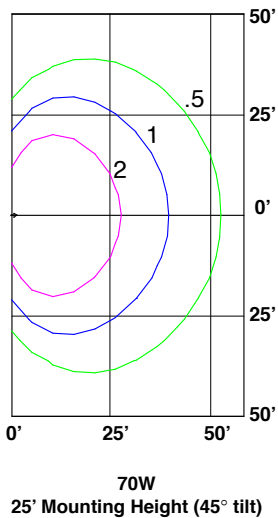
Slim Floods (70-140W) | 15-70W and 200-300W are on different data sheet

Accessories

| Order Code | Model Number | Description | Image |
|------------|----------------------|---|-------|
| 72055 | PCTL-UNV | TWIST-LOCK ELECTRONIC PHOTOCONTROL 120/208/240/277V | |
| 1408292 | PCTL-HV | TWIST-LOCK ELECTRONIC PHOTOCONTROL 480V (REQUIRES RPC FIXTURE OPTION) | |
| 101679 | TR2.37BZ | TENON REDUCER CONVERTS 1/2" KNUCKLE THREADED MOUNT (KT) TO 2 3/8" SLIPFITTER KNUCKLE (SK) MOUNT, BRONZE | |
| 104205 | MSF70/90-HALFVISOR | SLIM FLOOD HALF VISOR FOR 70/90W | |
| 104206 | MSF70/90-FULLVISOR | SLIM FLOOD FULL VISOR FOR 70/90W | |
| 104352 | GROUNDSTAKE | 21" BLACK PVC GROUND STAKE WITH BRONZE DIE CAST CAP, GROUND STABILIZERS BARS AND HARDWARE TO MOUNT TO MOUNT JUNCTION BOX, WHICH ALLOWS ADDING AN EXTERNAL PHOTOCELL | |
| 104350 | JBOXB-4TH | JUNCTION BOX WITH 4 1/2" CONDUIT HOLES TOP COVER. PROVIDES MOUNTING FOR FLAT SURFACES AND ADDING EXTERNAL PC (PC-120277EXT) | |
| 101417 | PC-120277EXT | EXTERNAL PHOTOCONTROL 120-277V, BLACK FINISH | |
| 96268 | MLRTLPCRSP | SHORTING CAP FOR NEMA TWIST LOCK PHOTOCELL RECEPTACLE (3, 5 OR 7 PIN) (70/90/200/300W versions) | |
| 105551 | MTGCOVER | DIE CAST ALUMINUM MOUNTING COVER WITH 3X1/2" THREADED CONDUIT HOLES, BRONZE | |
| 109134 | MS-HBE-B | MOTION SENSOR/PC, BRONZE FOR 200/300W SLIM FLOODS (MIN 1 HBE-REMOTE REQUIRED TO PROGRAM) | |
| 109135 | HBE-REMOTE | REMOTE CONTROL FOR MOTION SENSOR/PC FOR 200/300W SLIM FLOODS | |
| 108919 | MSF105-140-HALFVISOR | MAXLITE SLIM FLOOD HALF VISOR FOR 105-140W | |

Photometric Layouts*

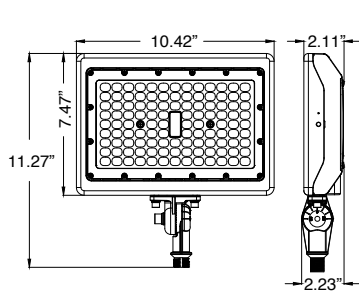
*Units in FC



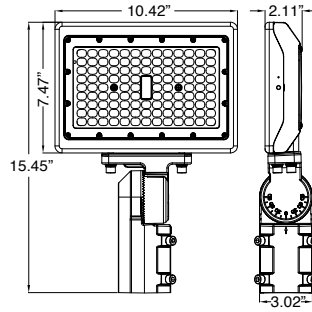


Slim Floods (70-140W) | 15-70W and 200-300W are on different data sheet

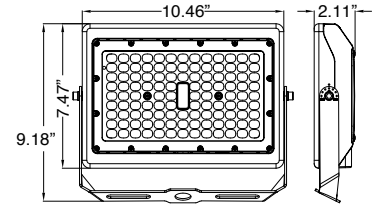
Product Dimensions:



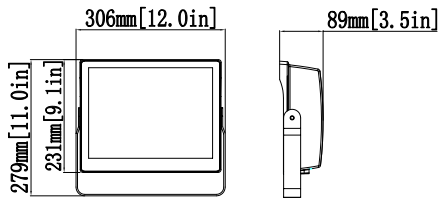
70W/90 1/2" Threaded Knuckle
(CCT Selectable)



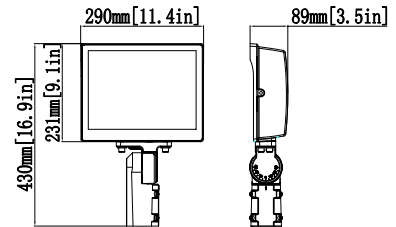
70W/90 Slipfitter Knuckle
(CCT Selectable)



70W/90 Yoke
(CCT Selectable)



105-140W Yoke (CCT Selectable)



105-140W Slipfitter Knuckle (CCT Selectable)